



KOTHARI
INTERNATIONAL
SCHOOL
KHARADI, PUNE

SUMMER ASSIGNMENTS 2023-24



Sweet as a berry, Summer is merry

Cool fruits and lemonade

A memory that will never fade

Vacations are always FUN

Remember not to go out in the SUN.

Dear Children ,

Summers are here in all their glory. And if summers are here holidays can't be too far behind. It's time to enjoy your vacations with family and friends. It is also time to learn new things from your surroundings and experiences. Explore new places, listen to stories, try new skills, draw and color, play indoor and outdoor games, and keep fit. We wish you an enjoyable and fun-packed summer break from **April 29th, 2023. We will meet again after the vacation on 12th June 2023.** Remember too bring along your Holiday Activity Folder.

Happy Holidays

Guidelines to be followed



- Begin and end your day with a prayer with parents.
- Brush your teeth twice a day (Before breakfast and after Dinner)
- Keep your surroundings clean.
- Spend time with your parents & Grandparents.
- Keep water/food for stray animals and birds.
- Give respect to your elders and younger.
- Water the plants regularly.
- Drink plenty of water.
- Whenever you going out from the room switch off all the lights and fans.



For Parents:

- Encourage the child to take his/her bath daily.
- Tell your ward about “good and bad touch”.
- Tell them to wash their hands regularly and wear mask.
- Guide them to put back the toys/things in proper place after playing.

Instructions for Summer Assignment:

- Write in a neat handwriting. (at least one page a day)
- Learn the colour within the pictures.
- Be creative and involve yourself in creative art and craft activities.

Note: For any query, do contact the class teacher through e-mail.

Activity-1(Thinking Skill)

Find out the word from the word-grid.


Word Search

bat
pan
ham
fan
hat
tap
gas
man
bag

p	a	n	p	w	r
s	o	k	b	a	t
h	a	t	a	l	c
d	n	a	g	o	t
f	i	p	d	w	g
a	h	a	m	p	a
n	g	t	a	k	s
o	p	i	n	r	m

Activity-2(Phonics)

Identify the beginning letter sound for each picture.
Write the beginning letter for each picture in the box.



Circle the short vowel sounds in the given letter cloud.

a

b

c

d

t

v

e

f

g

h

i

j

k

L

m

n

o

p

q

r

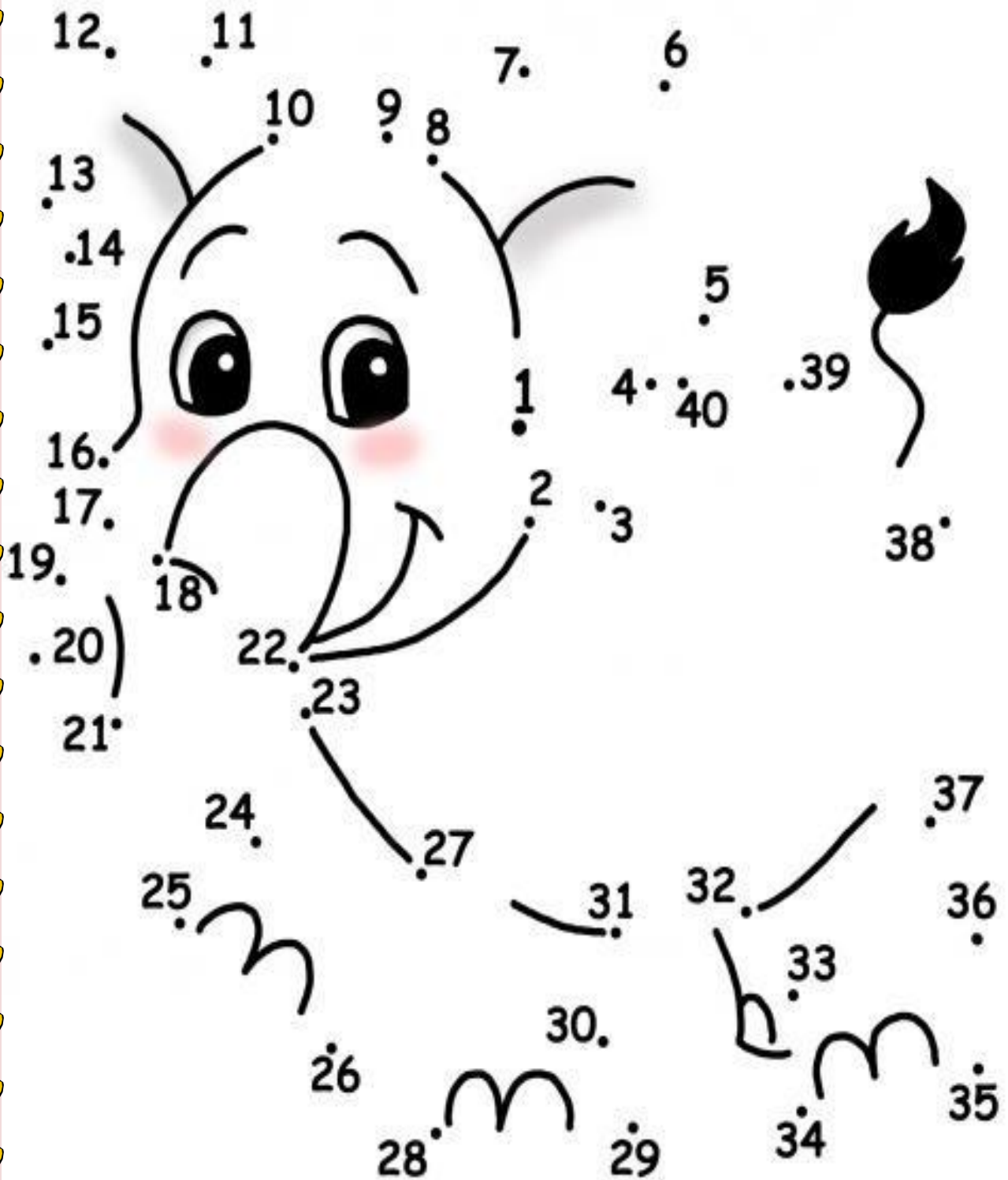
s

t

u

Activity-3 (Drawing)

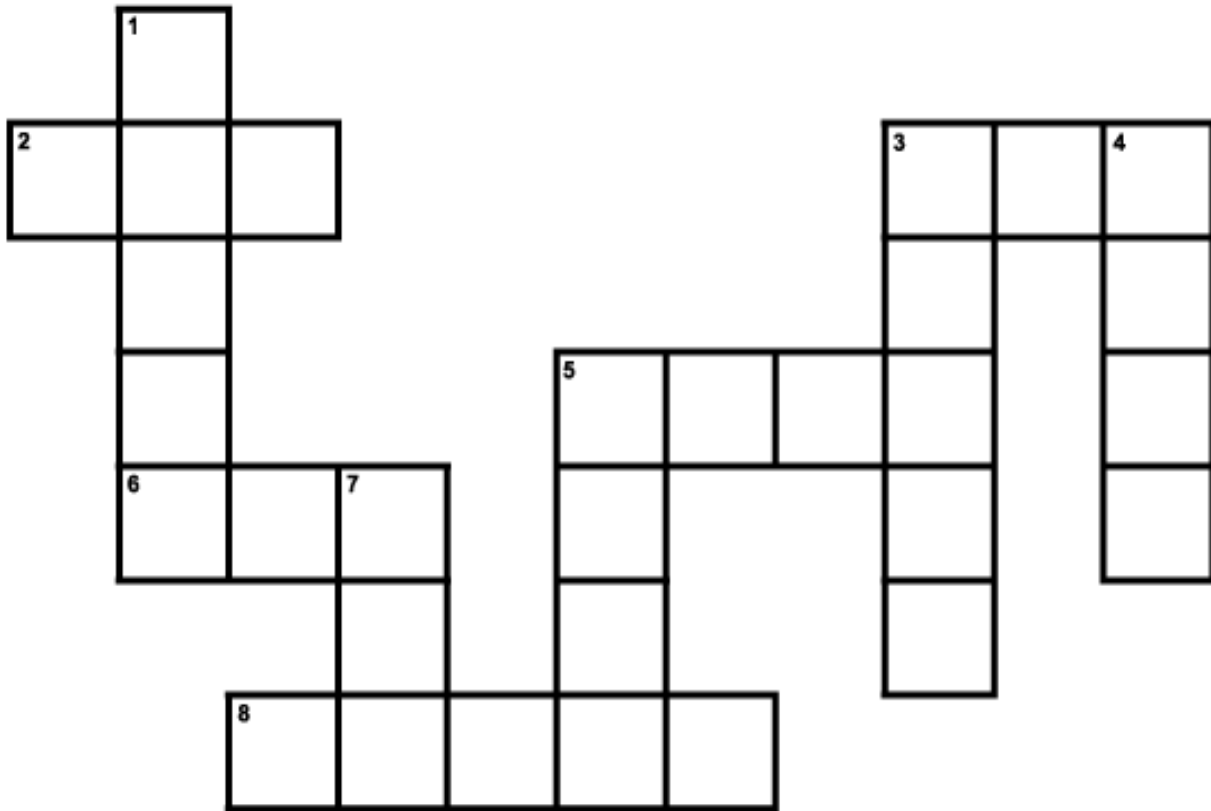
Join the dots and colour the picture



Activity-4 (Thinking Skill)

Solve the Number Names crossword puzzle.

CROSSWORD PUZZLE



ACROSS

2. **6**
3. **10**
5. **4**
6. **2**
8. **7**

DOWN

1. **8**
3. **3**
4. **9**
5. **5**
7. **1**




Hands-on Activity

1. Make a bird feeder. Click some pictures while making and feeding birds and share those images with your teacher. (sharing image for help)



2. Make something BEST OUT OF WASTE and share your images with your teacher. (Sharing some ideas below)



3.Clean your room and arrange your toys. Help your mother in her daily routine. Click some pictures and share with your teacher.



4.Make a scrap book in booklet form.

- *Topic: All about me
- *This is me, My favourite colour/ food/ fruit/ vegetable/ dress/ person/game (you can add more pages according to your choice)
- *Paste pictures of above topics
- *Bring that booklet when you come back to school.

Material required:-


White/coloured A-4 sheets, old books (to cut pictures from), fevicol and scissor

Instruction :-

Fold all A-4 sheets in half. Paste it from the center so that it can be look like a booklet. Collect or cut pictures from old books. Write one heading on all pages and paste pictures according to that heading. You can decorate your booklet according to your choice.



5.Fill your body with healthy food.



Cut pictures and paste into the body structure and make your body healthy.




6. My Gratitude Day

GRATITUDE DAY

On my day of gratitude, I extend my love and care for my parents by:

- Making their bed.
- Help in laying the table.
- Compliment the food cooked
- Clean my room
- Sorting my toys
- Say you LOVE them



Don't Forget!

Take a picture OR a video of the child and post it on Google Classroom.

7. Magic Words

MAGIC WORD DAY

On 'Magic Word Day' use as many magic words with everyone in your family and make it a habit of using them in your routine life as well.

The 5 Magical Words are:

1. Please
2. Sorry
3. Thank You
4. Pardon Me
5. Excuse Me





8. Mini Chef-

FIRELESS COOKING

- Cooking with kids is a perfect time to bond with them.
- It not only creates interest in their culinary skills but also harnesses imagination and empowers creativity.



Don't Forget!

Take a picture of the child or the video while making the sandwich and post it on Google Classroom.



- Children will make a healthy sandwich with the ingredients as explained in the class.

9. Pretend Play-



PRETEND PLAY



Pretend play helps the children to learn about their likes and dislikes, their interests and abilities. So, parents help your child to pretend play for following occasions.



1. Dress for a Party

Give your child a box of accessories like hats, tiaras, bands, scarves, tie, any costume and ask him/her to dress up as someone he/she likes.



2. Dress up as your father or mother
The child will do a pretend play as either father or mother and dress up accordingly.




3. Dress up like your favourite Cartoon character
The child can dress up in any cartoon character of his/her choice.

Don't Forget!



Take a picture of the child in the costume and post it on Google Classroom.

10. Draw your own cloud.





WATCH THE CLOUDS

- We really have the most beautiful planet in our solar system.
- No other planet has blue water and white clouds covering colourful landmasses.
- So, it's important to observe beautiful clouds and try to find out how it looks?



- Does it look like a horse, or does it look like a big tree or does it look like waves in the ocean etc.
- After observing clouds draw your own clouds in your drawing book.



Don't Forget!
Take a picture of the drawing and post it on Google Classroom.

Reach out on Campuscare (Message box)
or

K2-A sakshi.shinde@kispune.com

K2-B sonia.kaursingh@kispune.com

